

Business & Enterprise 'Recycle it Challenge'



Your name.....

Your Teacher's name.....

Lower Paper Based on KS3 levels 2 or below

Project Objectives

- Complete secondary research to inform your project
- Identify examples of primary sources.
- Be able to interpret your primary research to inform your project
- Design and market your product

Recycle It!

You have learnt lots about Enterprise Skills and how you can use them throughout the School curriculum. Now it's your turn to be enterprising, innovative and creative whilst helping to save our planet.

Recycling is an excellent way of saving energy and conserving the environment. Did you know that:

- 1 recycled tin can would save enough energy to power a television for 3 hours.
- 1 recycled glass bottle would save enough energy to power a computer for 25 minutes.


Some Interesting Facts

- The largest lake in the Britain could be filled with rubbish from the UK in 8 months.
- On average, 16% of the money you spend on a product pays for the packaging, which ultimately ends up as rubbish.
- 9 out of 10 people would recycle more if it were made easier.

Your challenge - You need to design and create a new or existing product using recyclable items which can be found around your home. For example, you could use old toilet roll tubes to make a pen holder. However, before you start designing you must complete some research.

Secondary Research

Task 1- Firstly using the following website <http://www.recycling-guide.org.uk/> let's see what we can find out about everyday objects that can be recycled. Use this website to find 3 recycling facts about the following objects;



I am a aluminium can find 3 recycling facts about me

-
-
-



I am a glass bottle find 3 recycling facts about me

-
-
-

Primary Research

Task 2

Now that you have found out about all of the different products that can be recycle, it is time for you to carry out some primary research of your own in order to find out what your family and friends think about recycling.

Firstly what is primary research?

.....

.....

.....

.....

.....

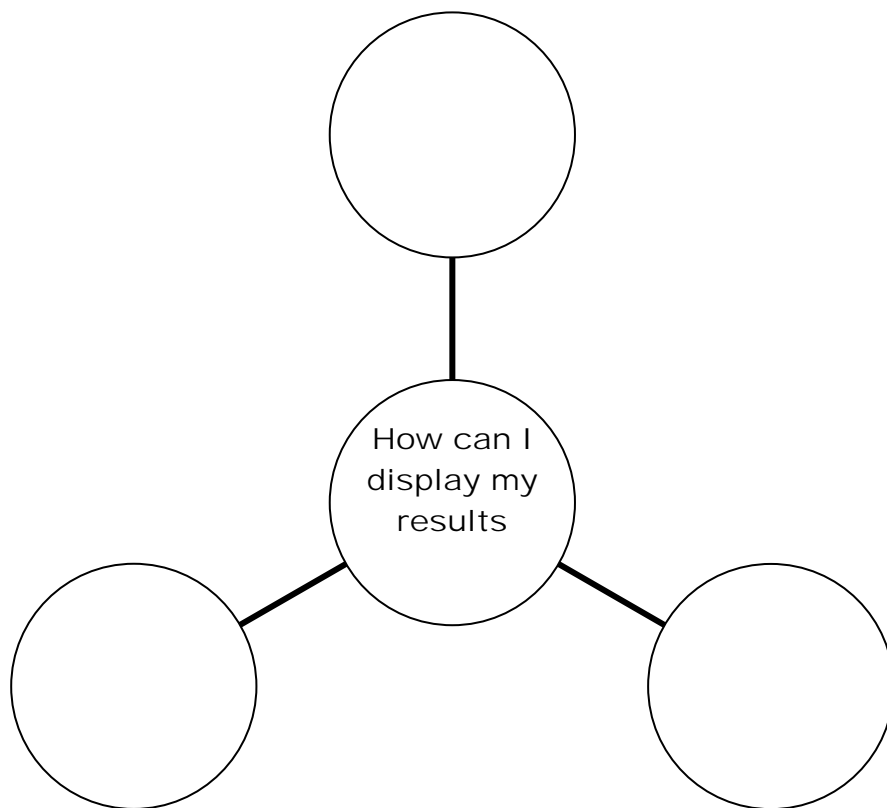
.....

.....

.....

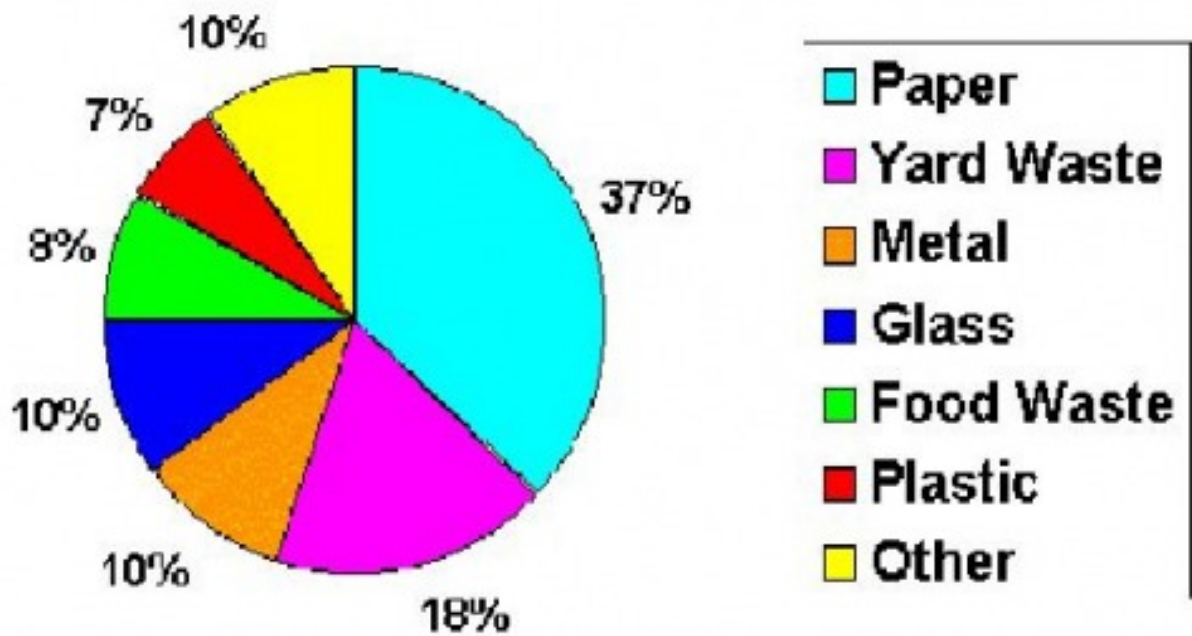
Displaying your Results

Can you think of three or more ways in which you could display your results?



This example is a.....and highlights
that.....
.....
.....
.....

Compositon Of An Average Dump



Your Turn

Task 5

Your product must be made from recyclable items that you can find around your home.....so, off you go have a search round your home and find 5 items and list them below:

1. _____
2. _____
3. _____
4. _____
5. _____

Just in case you are struggling here are some websites you could use to help you

Useful Websites

<http://www.recycling-guide.org.uk/facts.html>

<http://www.make-stuff.com/recycling/>

http://www.makingfriends.com/recycle_unique.htm

<http://www.wisebread.com/twenty-five-things-to-do-with-old-jeans>

Task 6

Now that you have identified the recyclable items what could you make from them? Come up with two ideas below;

1. _____
2. _____

Task 7

Now Design 1 Product

You can use....

- Microsoft Publisher
- Paper and Pens
- Fabric, card.....anything you want

And if you want you can make your product but you don't have to.

Make Your Product

Task 8

When you have designed and made your product you need to produce a 5 slide presentation to explain it.

Slide 1 – Title Page, Product Name, Your Name

Slide 2 - Describe your product in a sentence using no more than 15 words:

.....

.....

.....

Slide 3 – If you were to sell your product who are you targeting?
i.e. what kind of people would buy it?

Slide 4 - How much would you sell it for and why?

Slide 5 – Any Questions

Task 9

1. Design a poster which will advertise your product

What you should hand in

- This project booklet
- Your questionnaire
- Your report including:
 - Your primary and secondary research
 - Your designs